

FBV42-Flanged Ball Valve-Class 150

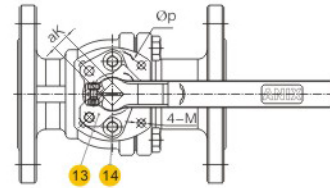
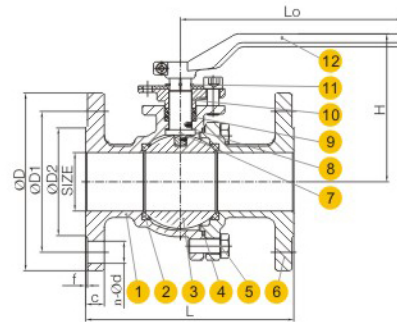


GENERAL CHARACTERISTICS

- Full bore
- Blow-out-proof stem design
- Padlocking device
- Fire safe and Anti-static design
- Design:ASME B16.34
- Face-to-face:ASME B16.10
- Flange:ASME B16.5
- Test:API 598

WORKING CONDITIONS

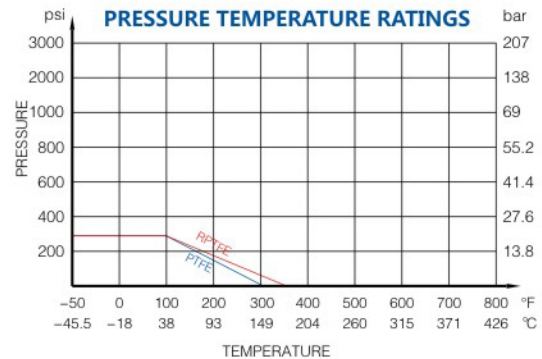
- Working Pressure:Class 150
- Temperature Range:
-20° to 302°F-PTFE
-20° to 356°F-RPTFE
- Applicable medium:Water,Oil,Gas



MATERIALS LIST

No.	DESCRIPTION	QTY	MATERIAL
14	BOLT	2	A193 B8
13	STOPPER	1	SS304
12	HANDLE	1	Steel
11	SNAP RING	1	SS304
10	GLAND	1	A216 WCB
9	PACKING	-	PTFE
8	STEM WASHER	1	PTFE
7	STEM	1	A276 316
6	BONNET	1	A216 WCB
5	BOLT	-	A193 B8
4	GASKET	1	PTFE
3	BALL	1	SS316
2	SEAT	2	PTFE
1	BODY	1	A216 WCB

Note:Please contact us for other material requirements.



DIMENSIONS- Class 150

SIZE	L	D	D1	D2	C	f	n-Ød	Lo	H	K	P	M	Weight(lb)	Torque(lbf · in)
1/2"	4.25	3.54	2.37	1.37	0.39	0.06	4-Ø0.63	5.12	3.19	0.35	1.65	M0.20	4.03	53
3/4"	4.61	3.94	2.75	1.69	0.43	0.06	4-Ø0.63	5.12	3.31	0.35	1.65	M0.20	5.07	71
1"	5	4.33	3.13	2	0.47	0.06	4-Ø0.63	6.3	3.58	0.43	1.97	M0.24	6.37	97
1 1/4"	5.51	4.53	3.5	2.5	0.51	0.06	4-Ø0.63	6.3	3.74	0.43	1.97	M0.24	9.13	133
1 1/2"	6.5	4.92	3.87	2.87	0.59	0.06	4-Ø0.63	7.87	4.65	0.55	2.76	M0.32	11.95	212
2"	7.01	5.91	4.75	3.63	0.63	0.06	4-Ø0.75	7.87	4.96	0.55	2.76	M0.32	16.25	292
2 1/2"	7.48	7.09	5.5	4.13	0.71	0.06	4-Ø0.75	9.45	5.39	0.55	2.76	M0.32	25.79	460
3"	7.99	7.48	6	5	0.75	0.06	4-Ø0.75	10.63	6.38	0.67	4.02	M0.39	31.97	663
4"	9.02	9.06	7.5	6.19	0.95	0.06	8-Ø0.75	12.6	7.4	0.67	4.02	M0.39	51.81	1238
5"	14.02	10.04	8.5	7.31	0.95	0.06	8-Ø0.87	21.65	-	1.06	4.02	M0.39	70	2388
6"	15.51	11.02	9.5	8.5	1.02	0.06	8-Ø0.87	25.59	-	1.06	4.92	M0.47	109.13	3891
8"	17.99	13.58	11.75	10.63	1.14	0.06	8-Ø0.87	31.5	-	Ø1.57x1.06	4.92	M0.47	176.37	8667
10"	20.98	15.95	14.25	12.75	1.22	0.06	12-Ø0.98	15.75	-	Ø1.77	5.51	M0.63	352.74	14150